

# TRANSPORT 180

/ SMAW & TIG DC welding



/ The goal while developing the new generation of TransPocket devices was simple: to make the good better. Thanks to a fully digitised and intelligent resonance system, the control response has been improved, leading to better ignition, less spatter and a highly stable arc. Furthermore, the optimised housing has made the unit more robust than ever.

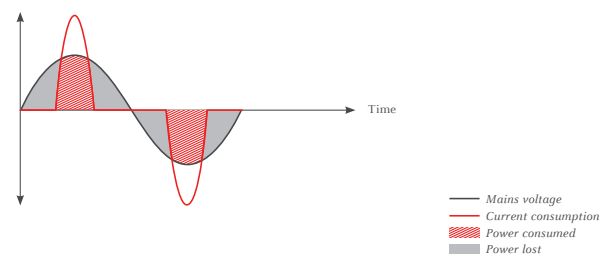
## MAXIMUM EFFICIENCY

/ The new TransPocket series stands for maximum energy efficiency. Users benefit from far lower energy consumption and can therefore reduce their energy costs in the long term.

/ This is supported by **PFC** (Power Factor Correction), which firstly enables the use of extremely long power leads with lower losses and improved generator compatibility. This massively expands the action radius for the welder.

/ The new **Time ShutDown function**, short tSd, switches off the power supply after a user-specified time window, thereby saving energy. This leads to the most energy-efficient use of the device.

VOLTAGE AND CURRENT CURVE WITHOUT PFC



VOLTAGE AND CURRENT CURVE WITH PFC



*/ PFC models the input current such that it has an almost ideal sinusoidal progression and the available power is used efficiently (little or no reactive power)*



## ROBUST AND PORTABLE

/ The new TransPocket series is sturdier than ever and is the perfect companion for building sites and tough working conditions. A robust, ergonomic housing with integrated edge and wear chassis protection and intelligent slat design protects the whole device from dirt and moisture.

/ The inner parts are mounted on the specially designed plastic carrier, which also contributes to the exemplary robustness of the TransPocket series. The optimised airflow reduces contamination and guarantees a very long service life. The IP 23 protection class speaks for itself. The FUS parameter (fuse) allows the fuse protection to be adjusted,



/ TransPocket toolbox - on castors and stackable with space for all welding accessories.

meaning that differing mains conditions are no longer an issue. What is more, the lightweight devices are weighing 19.6 lbs respectively are also easy to transport to inaccessible workplaces.



/ Functional and ergonomic design - easy-to-read display

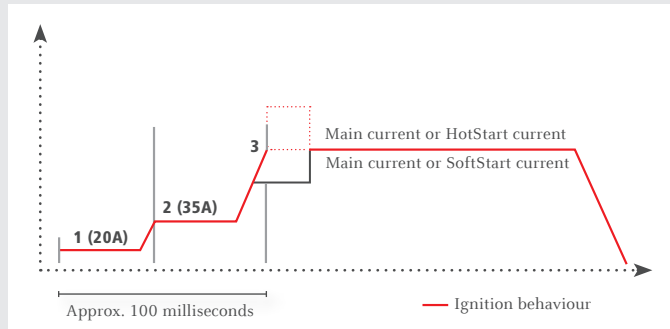
## SIMPLE AND INTUITIVE

/ The 7-segment display is simple and intuitive and makes it possible to quickly read off the parameters that have been configured. As the display is slightly set back, it is protected from damage.

/ The new device generation is ready for whatever the future holds! As the devices can be updated, new software versions, special processes and system information can easily be applied.

## PERFECT WELD PROPERTIES

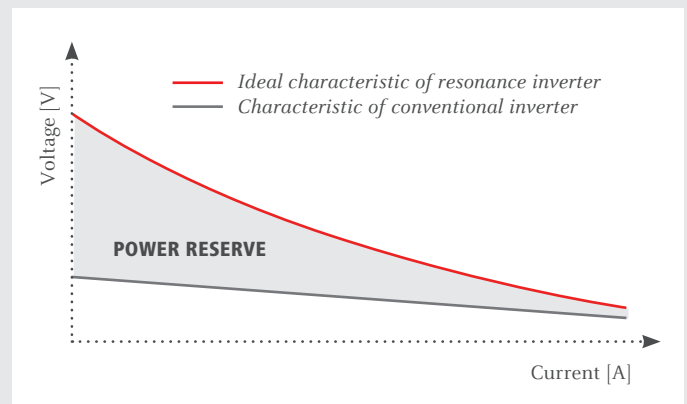
/ Fronius's proven digital resonance concept has been refined to give even more precise and faster control of the welding current. Based on the presence of constant power reserves, there is an instant response to every minute change in the arc. This enables an ideal starting characteristic. A consistently perfect arc with minimum spatter leads to the best weld properties.



/ Optimised ignition: fast & reliable ignition and reduced sticking thanks to infinitely adjustable increase of the ignition current

/ Perfect ignition: the reduced short circuit current on contact with the workpiece prevents the electrode from sticking. The current then increases to ensure that the arc does not break. The device then reaches the main, SoftStart or HotStart current, which the user can set precisely.

/ The new device series can be used with all electrodes. Rod electrodes with diameters up to  $\frac{5}{32}$  inch and cellulose electrodes (CEL) give perfect welding results thanks to a special operating mode. New infinitely adjustable dynamic settings enable the user to adjust the ignition precisely to the electrodes being used. The HotStart function makes it easier to ignite CEL and rutile electrodes, while the SoftStart function enables a stable arc for basic electrodes, which ignite at a low welding current.



/ Ideal starting characteristic with high power reserves enables a highly stable arc and minimal spattering



## EQUIPMENT AND VARIANTS

/ The TIG variant is equipped with: an integrated gas solenoid valve, TIG pulsing, TAC tacking function and TMC (TIG Multi Connector) connection. The TransPocket 180 TIG is also designed for welding currents up to 220 A. The TransPocket 180 is also available as a multivoltage variant. The power source guarantees a continuous voltage

range from 96 - 265 volts and can therefore be operated worldwide on a single-phase power supply. One power source for all grids.

The TransPocket 180 series is available with a remote control (RC) option.

	TP 180 / TP 180 TIG / TP 180 RC	TP 180 MV		
Mains voltage -20 % / +15 %, 50/60 Hz				
Mains voltage -20 % / +15 %, 50/60 Hz	230 V	230 V	120 V (20 A)	120 V (15 A)
Power consumption	5.75 kVA	5.75 kVA	3.48 kVA	2.28 kVA
Cos phi	0.99 (180 A)	0.99 (180 A)		
Efficiency	89% (at 120 A)	89% (at 120 A)		
Welding current range				
Electrode	10 -180 A	10 -180 A	10 - 120 A	10 - 85 A
TIG	10 - 220 A	10 - 220 A	10 - 170 A	10 - 140 A
Welding current range				
Electrode				
10min/40°C (104°F) 40% d.c.	180 A	180 A	120 A	85 A
10min/40°C (104°F) 60% d.c.	150 A	150 A	100 A	70 A
10min/40°C (104°F) 100% d.c.	120 A	120 A	90 A	65 A
TIG				
10min/40°C (104°F) 40% d.c.	220 A	220 A	170 A	140 A
10min/40°C (104°F) 60% d.c.	150 A	160 A	130 A	110 A
10min/40°C (104°F) 100% d.c.	120 A	130 A	100 A	100 A
Open circuit voltage	101 V	101 V		
Output voltage range				
Electrode	20.4 - 27.2 V	20.4 - 27.2 V		
TIG	10.4 - 18.8 V	10.4 - 18.8 V		
Protection	IP 23	IP 23		
Type of cooling	AF / A	AF / A		
Dimensions l x w x h	435 x 160 x 310 mm 17.1 x 6.3 x 12.2 in	435 x 160 x 310 mm 17.1 x 6.3 x 12.2 in		
Weight	8.9 kg / 19.6 lb	8.9 kg / 19.6 lb		

/ Perfect Welding / Solar Energy / Perfect Charging

### WE HAVE THREE DIVISIONS AND ONE PASSION: SHIFTING THE LIMITS OF POSSIBILITY.

/ Whether welding technology, photovoltaics or battery charging technology – our goal is clearly defined: to be the innovation leader. With around 3,700 employees worldwide, we shift the limits of what's possible - our record of over 800 granted patents is testimony to this. While others progress step by step, we innovate in leaps and bounds. Just as we've always done. The responsible use of our resources forms the basis of our corporate policy.

Further information about all Fronius products and our global sales partners and representatives can be found at [www.fronius.com](http://www.fronius.com)

v06 Apr 2016 EN

**Fronius Canada Ltd.**  
2875 Argentia Road, Units 4,5 & 6  
Mississauga, ON L5N 8G6  
Canada  
Telephone +1 905 288-2100  
Fax +1 905 288-2101  
[sales.canada@fronius.com](mailto:sales.canada@fronius.com)  
[www.fronius.ca](http://www.fronius.ca)

**Fronius USA LLC**  
6797 Fronius Drive  
Portage, IN 46368  
USA  
Telephone +1 877 FRONIUS  
[sales.usa@fronius.com](mailto:sales.usa@fronius.com)  
[www.fronius-usa.com](http://www.fronius-usa.com)

**Fronius UK Limited**  
Maidstone Road, Kingston  
Milton Keynes, MK10 0BD  
United Kingdom  
Telephone +44 1908 512 300  
Fax +44 1908 512 329  
[info-uk@fronius.com](mailto:info-uk@fronius.com)  
[www.fronius.co.uk](http://www.fronius.co.uk)

**Fronius International GmbH**  
Froniusplatz 1  
4600 Wels  
Austria  
Telephone +43 7242 241-0  
Fax +43 7242 241-953940  
[sales@fronius.com](mailto:sales@fronius.com)  
[www.fronius.com](http://www.fronius.com)